

NEW CLASS "A" LOGISTICS BUILDING - BUILD-TO-SUIT

RIVERPORT LOGISTICS I & II

7000 GREENBELT HWY, LOUISVILLE, KY | FOR LEASE



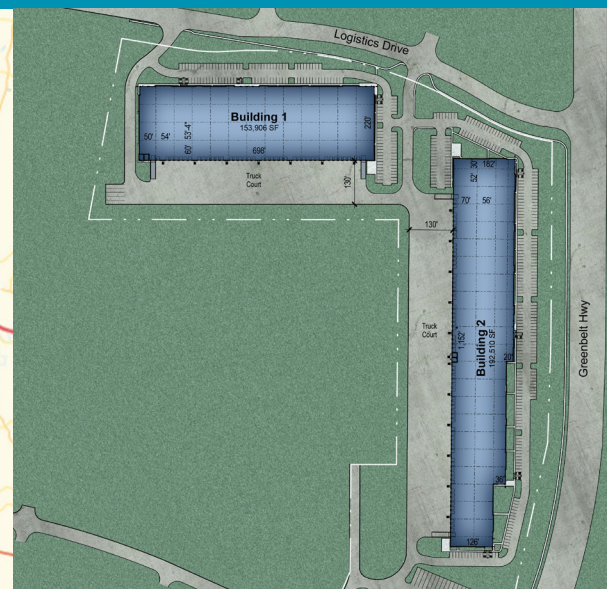
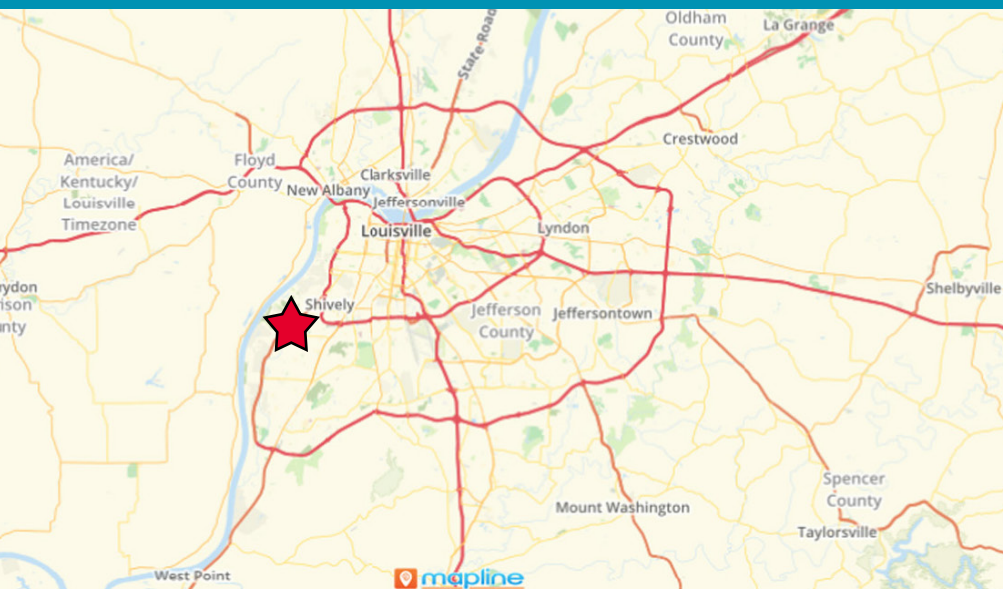
**TWO
CLASS "A"
FACILITIES**

**BUILDING 1
153,906 SF**

**BUILDING 2
192,510 SF**

**32' CLEAR
HEIGHT**

JEFFERSON RIVERPORT - 14 MILES TO UPS WORLDPORT



ROBERT B. WALKER, SIOR, CCIM
Senior Director
+1 502 719 3254
rwalker@commcerialkentucky.com

JAKE F. MILLS
Senior Associate
+1 502 719 3252
jmills@commcerialkentucky.com

**LINCOLN
PROPERTY
COMPANY**
**CUSHMAN &
WAKEFIELD**
Commercial Kentucky

SITE PLAN


7000 GREENBELT HWY
LOUISVILLE, KY



**CUSHMAN &
WAKEFIELD**

Commercial Kentucky

**LINCOLN
PROPERTY
COMPANY**



ROBERT B. WALKER, SIOR, CCIM
Senior Director
+1 502 719 3254
rwalker@commcerialkentucky.com

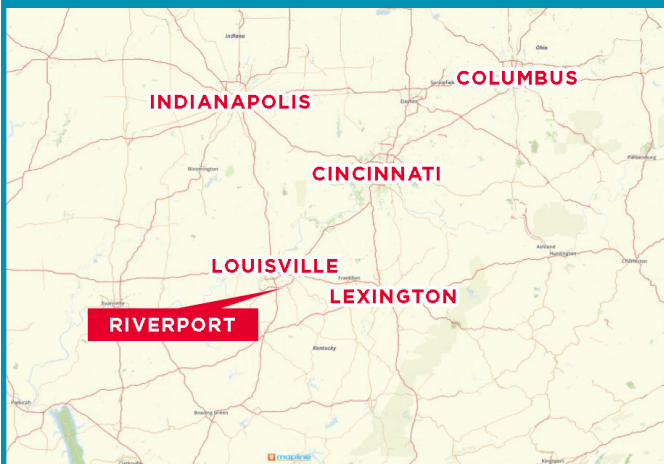
JAKE F. MILLS
Senior Associate
+1 502 719 3252
jmills@commcerialkentucky.com

SITE MAP

7000 GREENBELT HWY
LOUISVILLE, KY



REGIONAL MAP



DISTANCE FROM SITE

CITY	MILES
LEXINGTON	89
CINCINNATI	112
INDIANAPOLIS	127
COLUMBUS	220
ST. LOUIS	266
CHICAGO	313

PROPERTY FEATURES

GENERAL SPECS

SITE	27.56 acres
CLEAR HEIGHT	32' clear
FIRE PROTECTION SYSTEM	ESFR
ROOF	White TPO
FLOORS	6" reinforced SOG
WAREHOUSE LIGHTING	LED
ZONING	EZ-1

BUILDING 1 SPECS

SQUARE FEET	153,906 sf (220' X 698') 46,640-153,906 sf
SPEC OFFICE	Build-to-suit
COLUMN SPACING	54' x 53' 4" typical, 54' x 60' staging bay
DOCK DOORS	38 (9' x 10')
DRIVE-IN DOORS	2 (12' x 14')
TRUCK COURT	130'
AUTO PARKING	139
TRAILER PARKING	5

BUILDING 2 SPECS

SQUARE FEET	192,510 sf 25,272-192,510 sf
SPEC OFFICE	Build-to-suit
COLUMN SPACING	52' X 56' typical, 52 x 70' staging bay
DOCK DOORS	63 (9' x 10')
DRIVE-IN DOORS	2 (12' x 14')
TRUCK COURT	130'
AUTO PARKING	270
TRAILER PARKING	47

Robert B. Walker, SIOR, CCIM
Senior Director
+1 502 719 3254
rwalker@commercialkentucky.com

Jake F. Mills
Senior Associate
+1 502 719 3252
jmills@commercialkentucky.com

Cushman & Wakefield | Commercial Kentucky
333 E. Main Street, Suite 510
Louisville, Kentucky 40202
+1 502 589 5150
www.commercialkentucky.com

Independently Owned and Operated / A Member of the Cushman & Wakefield Alliance
©2024 Cushman & Wakefield. All rights reserved.
The information contained in this communication is strictly confidential. This information has been obtained from sources believed to be reliable but has not been verified. NO WARRANTY OR REPRESENTATION, EXPRESS OR IMPLIED, IS MADE AS TO THE CONDITION OF THE PROPERTY (OR PROPERTIES) REFERENCED HEREIN OR AS TO THE ACCURACY OR COMPLETENESS OF THE INFORMATION CONTAINED HEREIN, AND SAME IS SUBMITTED SUBJECT TO ERRORS, OMISSIONS, CHANGE OF PRICE, RENTAL OR OTHER CONDITIONS, WITHDRAWAL WITHOUT NOTICE, AND TO ANY SPECIAL LISTING CONDITIONS IMPOSED BY THE PROPERTY OWNER(S). ANY PROJECTIONS, OPINIONS OR ESTIMATES ARE SUBJECT TO UNCERTAINTY AND DO NOT SIGNIFY CURRENT OR FUTURE PROPERTY PERFORMANCE.

